

NEW DELHI INSTITUTE OF MANAGEMENT
(Society for Employment & Career Counselling (Regd.))
60,50 B & C, TUGLAKABAD INSTITUTIONAL AREA, NEW DELHI -110062

BALANCE SHEET
AS AT 31.03.2021

LIABILITIES	AMOUNT(RS.)	ASSETS	AMOUNT(RS.)
Registration Fee-PGDM (2020-22)	37,469,821	Fixed Assets (Annexure I & I A)	445,325,418
Current Liabilities		Investments (Annexure III)	367,471,090
Expenses Payable (Annexure II)	10,480,584	Current Asset	
TDS Payable	8,078,680	Balance with Scheduled Bank	
Security-Faculty	3,846,581	- in Fixed Deposits	207,959,317
		- in Saving Accounts (Annex. IV)	73,040,494
Excess of Income over Expenditure	87,465,521	Cash in Hand	337,670
		Advances Recoverable (Annexure-V)	42,984,946
<u>Inter-Unit Current A/c</u>		<u>Inter-Unit Current A/c</u>	
Society for Employment & Career Counselling	1,000,156,244	NDIM Yuva	15,000
		New Delhi Centre For Excellence & Global Leadership	10,363,498
Total	1,147,497,432	Total	1,147,497,432

for New Delhi Institute of Management

Place : New Delhi
Date : 14.02.2022



Chairman

As per our report of even date
For SNMG & CO.
Chartered Accountants
Firm No. 004921N




(Neeraj Gupta)
Partner
M.No.87004

NEW DELHI INSTITUTE OF MANAGEMENT
(Society for Employment & Career Counselling (Regd.))
60,50 B & C, TUGLAKABAD INSTITUTIONAL AREA, NEW DELHI -110062
INCOME & EXPENDITURE ACCOUNT FOR THE YEAR ENDED
31ST MARCH, 2021

PARTICULARS	AMOUNT(RS.)	PARTICULARS	AMOUNT(RS.)
Advertisement & Publicity	7,559,098	Fees - PGDM (Annex. VIII)	420,103,762
Admission & Counselling	26,740,647	Income from Mutual Fund	8,195,380
Application Fee	726,012	Interest Earned	16,840,397
Audit Fees	295,000	Prospectus	2,528,000
Bank charges	1,665,548		
Charity & Donation	96,320,300		
Conveyance	262,751		
Depreciation	18,670,025		
Digitalisation	11,410,810		
Electricity & Water Expenses	2,475,066		
Establishment Expenses (Annexure VI)	88,822,503		
Exam Expenses	250,813		
Insurance Expenses	341,973		
I T Lab. Exp.	774,267		
Meeting (Board)	135,000		
Membership Fees	481,702		
Miscellaneous Expenses	203,768		
Newspaper & Periodicals	173,842		
Office Maintenance	2,131,129		
Printing & Stationery	90,090		
Legal & Professional charges	150,000		
Placement Expenses	1,390,502		
Property Tax	1,108,815		
Professional Services	1,213,714		
Rented Space	219,000		
Repair & Maintenance	68,726,027		
Research Expenses	3,011,349		
Student welfare (Annex. VII)	23,062,002		
Staff Welfare Expenses	450,171		
Telephone, Postage& Internet	1,327,914		
Tour & Travelling Expenses	4,200		
Vehicle maintenance	7,980		
Excess of Income over Expenditure trf.to Balance Sheet	87,465,521		
Total	447,667,539	Total	447,667,539

For New Delhi Institute of Management


As per our report of even date

For SNMG & CO.


Chartered Accountants

Firm No. 004921N

Place : New Delhi
Date : 14.02.2022


Chairman




(Neeraj Gupta)
Partner
M.No.87004

NEW DELHI INSTITUTE OF MANAGEMENT
 (A Unit of Society for Employment & Career Counselling (Regd.))
 60, TUGLAKABAD INSTITUTIONAL AREA, NEW DELHI -110062

Fixed Assets	W.D.V. as on 01.04.2020	Additions during the year		Sale During the Year	Gross Block 31.03.2021	Depreciation Rate	Depreciation for the year		W.D.V. as on 31.03.2021
		1st half	2nd half				Amount		
Air Conditioning	1,360,541		-	-	1,360,541	15%	204,081		1,156,460
Computers	1,439,823	53,350	195,625	-	1,688,798	40%	636,394		1,052,404
Computers Software	622,454	530,812	50,740	-	1,204,006	40%	471,454		732,552
Audio-Visual Teaching Aids	1,597,705		-	-	1,597,705	15%	239,656		1,358,049
Building	10,625,636		-	-	10,625,636	10%	1,062,564		9,563,072
Car	2,335,249		-	500,000	1,835,249	15%	350,287		1,484,962
Electrical Equipments	1,255,076		-	-	1,255,076	15%	188,261		1,066,815
Electrical Installation	1,591,480		-	-	1,591,480	15%	238,722		1,352,758
Office Equipment	782,362		111,900	-	894,262	15%	125,747		768,515
Land	214,226,273		-	-	214,226,273	-	-		214,226,273
Sports Equipment	225,618		-	-	225,618	15%	33,843		191,775
Furniture & Fixtures	4,627,580		-	-	4,627,580	10%	462,758		4,164,822
Society Office	62,053,483		64,941,776	-	126,995,259	10%	9,452,437		117,542,822
Capital WIP	50,349,051		-	-	50,349,051	0%	-		50,349,051
TOTAL	353,092,331	584,162	65,300,041	500,000	418,476,534		13,466,204		405,010,330

(Amount in Rs.)



NEW DELHI INSTITUTE OF MANAGEMENT
(A Unit of Society for Employment & Career Counselling (Regd.))
50 B & C, TUGLAKABAD INSTITUTIONAL AREA, NEW DELHI -110062
Schedule of Fixed Assets as on 31st March, 2021

(Annexure I - A)

Fixed Assets	W.D.V. as on 01.04.2020	Additions during the year		Sale During the Year	Gross Block 31.03.2021	Depreciation for the year		W.D.V. as on 31.03.2021
		1st half	2nd half			Rate	Amount	
A C Plant	1,335,500	-	-	-	1,335,500	15%	200,325	1,135,175
Car Innova	1,299,314	-	-	-	1,299,314	15%	194,897	1,104,417
Computers	28,556	-	-	-	28,556	40%	11,422	17,134
Audio-Visual Teaching Aids	754,278	-	-	-	754,278	15%	113,142	641,136
Building	34,112,896	-	-	-	34,112,896	10%	3,411,290	30,701,606
Electrical Equipments	350,488	-	-	-	350,488	15%	52,573	297,915
Electrical Installation	707,373	-	1,165,586	-	1,812,959	15%	189,025	1,623,934
Library Book	361,288	27,319	130,529	-	569,136	40%	191,549	377,587
Office Equipment	520,305	-	58,000	-	578,305	15%	82,396	495,909
Lift	313,274	-	-	-	313,274	15%	46,991	266,283
Furniture & Fixtures	3,410,544	-	35,164	-	3,445,708	10%	342,813	3,102,895
Solar Plant	918,495	-	-	-	918,495	40%	367,398	551,097
TOTAL	44,112,311	27,319	1,379,279		45,518,909		5,203,821	40,315,088

Mull



Annexure V**ADVANCES RECOVERABLE**

Accrued Interest	18,546,362
Advance to Employees	1,895,373
Advance to Contractors	755,048
Advance for Property (FLAT)	12,290,562
Registration Expenses Refundable	-
TDS Refundable (AY 2020-21)	4,802,727
AUM Textile Retailers	2,000,000
NDIM U (FOR TDS & ESI)	63,833
TDS Refundable (AY 2021-22)	1,225,491
TCS Due (A Y 2021-22)	50,549
Website (CcAvenue)	1,355,000
	<u>42,984,946</u>

Annexure VI**ESTABLISHMENT EXPENSES**


Salary	83,639,709
Medical Expenses	59,865
EPF & ESI	1,352,373
Professional Services	3,576,087
Gratuity	194,469
	<u>88,822,503</u>

Annexure VII**STUDENT WELFARE**

Books Distributed to Student	5,964,702
Convocation & Alumini Association	28,235
Cultural Activities	9,315
Scholarship to Students	297,000
Students Uniform	16,310,150
Student Welfare	452,600
	<u>23,062,002</u>

Annexure-VIII**DETAIL OF FEE RECEIVED**

Fees PGDM (2017-2019)2nd year	290,458
Fees PGDM (2018-2020)2nd year	2,610,720
Fees PGDM (2019-2021)1st year	2,537,530
Fees PGDM (2019-2021)2nd year	199,014,345
Fees PGDM (2020-22)1st year	215,650,709
	<u>420,103,762</u>




Annexure V

ADVANCES RECOVERABLE

Accrued Interest	18546362.18
Advance to Employees	1,895,373
Advance to Contractors	755,048
Advance for Property (FLAT)	12,290,562
TDS Refundable(AY 2020-21)	4,802,727
AUM Textile Retailers	2,000,000
NDIM U (FOR TDS & ESI)	63,833
TDS Refundable(AY 2021-22)	1,225,491
TCS Due (A Y 2021-22)	50,549
Website (CcAvenue)	1,355,000
	<hr/>
	42,984,946
	<hr/>

Annexure VI

ESTABLISHMENT EXPENSES

Salary	83,639,709
Medical Expenses	59,865
EPF & ESI	1,352,373
Professional Services	3,576,087
Gratuity	194,469
	<hr/>
	88,822,503
	<hr/>

Annexure VII

STUDENT WELFARE

Books Distributed to Student	5,964,702
Convocation & Alumini Association	28,235
Cultural Activities	9,315
Scholarship to Students	297,000
Students Uniform	16,310,150
Student Welfare	452,600
	<hr/>
	23,062,002
	<hr/>

Annexure-VIII

DETAIL OF FEE RECEIVED

Fees PGDM (2017-2019)2nd year	290,458
Fees PGDM (2018-2020)2nd year	2,610,720
Fees PGDM (2019-2021)1st year	2,537,530
Fees PGDM (2019-2021)2nd year	199,014,345
Fees PGDM (2020-22)1st year	215,650,709
	<hr/>
	420,103,762
	<hr/>

Mull



<u>LIABILITY</u>	<u>Amount (Rs.)</u>
Salary Payable	6,881,244
Audit Fees Payable	270,000
Professional Fees Payable	304,266
EPF & ESI	319,293
Grant Manipur Project	2,000
Hostel Fee	2,022,195
Security & Contractor	160,730
ICSSR (GAURI)	118,885
NSDC	12,000
Other exp.	389,971
	<u>10,480,584</u>

Annexure-III

<u>INVESTMENT</u>	<u>Amount (Rs.)</u>
AXIS BANK PSU DEBT 1	10,000,000
AXIS BANK PSU DEBT FUND	20,000,000
ICICI PRU REGULAR SAVINGS FUND	20,000,000
ADITYA BIRLA SUNLIFE CORP. BOND - G	54,518,817
AXIS BANK PSU DEBIT	15,000,000
ICICI PRU. REGULAR SAVINGS FUND	20,000,000
ADITYA BIRLA SUNLIFE SHORT TERM	191,701
ADITYA BIRLA SUNLIFE SHORT TERM	15,072,947
ICICI LIQUID	703,005
IDFC CORPORATE BOND FUND REGULAR G	7,000,000
KOTAK BANKING & PSU DEBT FUND	30,000,000
KOTAK BANKING & PSU DEBT FUND G-1	15,000,000
BHARAT BOND ETF	25,000,000
IDFC BANKING & PSU DEBT FUND	48,156,000
PNB 9.15 BANK PERPETUAL	10,283,730
SBI PREP BOND @8.75 2024	20,377,494
SBI PERPETUAL 8.5%	20,858,520
KOTAK BANKING & PSU DEBT FUND G-1	15,000,000
BANK OF BARODA PERPETUAL 2025 8.50%	10,188,937
STATE BANK OF INDIA PERPETUAL CALL	10,119,939
	<u>367,471,090</u>

Annexure-IV

BALANCE WITH SCHEDULED BANKS IN SAVINGS ACCOUNT

Allahabad Bank 50171713934	23,129
ING Vaisya Bank 613010103043	63,362
PNB 06292191049553	1,173,157
PNB 06291010002870	222,027
PNB_Lockers	35,128
PNB 06292271000030	693,733
PNB 06292010032010	39,554
PNB-Sweep A/c	65,000,000
HDFC Bank 50100137177999	238,764
Kotak Mahindra 9511643010	643,252
HDFC Bank 50100190188611	193,731
HDFC 18-20 (50100218124327)	2,339,674
HDFC 19-21 (501002263979865)	2,062,963
HDFC 20-22 (50100329758854)	290,585
ICICI BANK 102301003331	21,434
	<u>73,040,494</u>

